

Operating Instructions

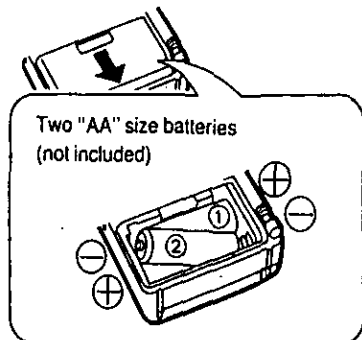
Caution

Avoid direct sunlight when displaying.

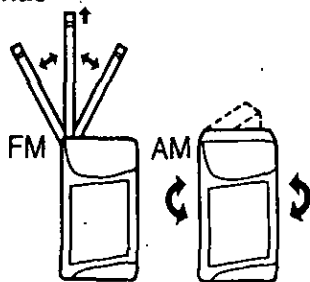
MODEL No. RF-521

Panasonic®

Battery Installation



Antennas



Precautions

Batteries installed with incorrect polarities may leak and damage this unit.

Do not mix batteries (old and new) or types (carbon and alkaline). If the set is not used for a long time, remove all the batteries to prevent potential damage due to possible battery leakage.

Avoid using or placing the unit near sources of heat. Do not leave it in an automobile exposed to direct sunlight for a long period of time with the doors and windows closed, as this may deform the cabinet.

Maintenance

To clean this unit, use a soft cloth moistened with a soap and water solution. Wring the cloth well before wiping the unit.

Avoid spray-type insecticides. Some insecticides contain chemicals that could cause cabinet deformation.

P

Panasonic Consumer Electronics Company, Division of
Matsushita Electric Corporation of America
One Panasonic Way Secaucus, New Jersey 07094

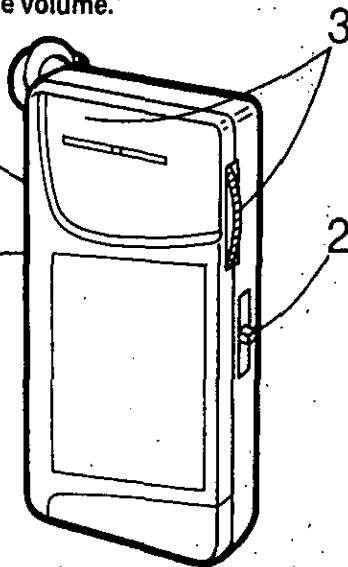
Panasonic Sales Company, Division of Matsushita Electric of
Puerto Rico, Inc. ("PSC")
Ave. 65 de Infantería, Km. 9.5 San Gabriel Industrial Park, Carolina,
Puerto Rico 00985

1 Turn power on.

After use, set the switch (marked line) to "POWER OFF" position.

4 Adjust the volume.

For connecting an earphone (not included)
Avoid listening for prolonged periods of time to prevent hearing damage.



3 Tune in your favorite stations.

Tuning indicator will illuminate when a signal is received.

2 Select the band (FM DX, LO/AM).

For FM

DX: Select this position to maximize the sensitivity in weak signal areas.

LO: Select this position to decrease the sound distortion in strong signal areas (close to the broadcast transmitter).

Technical Specifications

Frequency Range: FM; 88-108 MHz
AM; 525-1710 kHz

Power Requirement: DC 3 V (Two "AA" size, R6/LR6 batteries)

Output Jack: EARPHONE

Dimensions: 73 x 120 x 30 mm
(W x H x D) (2 7/8" x 4 3/4" x 1 1/8")

Weight: 164 g (5.8 oz.) without batteries

Design and specifications are subject to change without notice. Weight and dimensions are approximate.

Product Service

Do not attempt to remove the cover(s) or repair the unit yourself. Refer servicing to qualified personnel only.

Product Information

For product service, product information or assistance with product operation, refer to the servicenter directory.



0 37988 30596 4